

Surface-mounted luminaire - Micro-prismatic diffuser - direct distribution

Steel sheet enclosure, powder-coated rectangular cross-section, integrated Quicklock quick-mount bracket system with catch hook and safety rope for simple and quick mounting; Housing colour silver grey/white aluminium RAL 9006; Homogeneous direct light distribution for VDU-compatibility in accordance with DIN-EN 12464-1; glare reduction through microprism diffuser with special "multilayer" technology and optimised light deflecting foil; Easy installation of the connection, directly on the top of the luminaire with a terminal cover cap. Electrical connection via 5-pole connection terminal with plug-in contacts.. Light Control: netlife flex55; Regiolux Classification: netlife flex; Control signal: DALI broadcast, Radio; Number of control gear (max): 15; Communication: Bluetooth; Sensor technology: PIR - passive infrared; Installation height (min/max): 2m to 4m; Monitoring area: max. D=7m; App name: Hytronik Koolmesh; System compatibility: easy25, flex44, flex50, flex54, flex55, flex56; Note: Can be linked to further Hytronik Koolmesh controllers.; System extension: flex54, flex55; Application: Office, Corridors, Secondary rooms, Meeting rooms, Classrooms; Function: Motion detection, presence detection, Corridor function, Guided Light, HCL (only with DT8 luminaires), Tunable white (only with DT8 luminaires), Daylight control, Manual dimming. If required, an AVA-MH universal mounting aid is available as an accessory. Surface-mounted luminaire for ceiling installation;

CHARACTERISTICS

Order number	65712066175
EAN number	4020863453474
Commodity code	94051190
Certification mark	IP 20, Protection class I, VDU 65°<3000, F, Indoor, CE
Impact resistance (IK rating)	IK03
Ambient temperatur	ta 25°C
Special properties	Ready for IoT
Warranty period	5 years
State funding programs	BEG - Federal funding for efficient buildings (valid only for Germany)

ELECTRICAL ENGINEERING

Controller	Electronic driver DALI (1 pcs.)
Light Control	netlife flex55
System output	51W
Mains voltage	230V/50Hz
Circuit breakers (inrush current)	13 pieces/B10, 24 pieces/B16, 25 pieces/C10, 40 pieces/C16
Energy efficiency class/light source	B

LIGHTING TECHNOLOGY

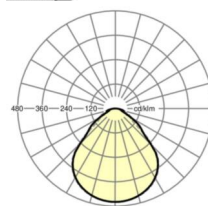
Placement	LED, Colour rendering/Light colour CRI ≥ 80 / 4000K
Colour tolerance (MacAdam)	3SDCM
Photobiological safety (Luminaire)	RG0
Nominal luminous flux	7011lm
LED service life	100000h L80/B10 (Tq 25°C), 50000h L90/B50 (Tq 25°C)
Luminaire luminous efficiency	138lm/W
UGR lat./long.	18.7 / 18.9

MECHANICS

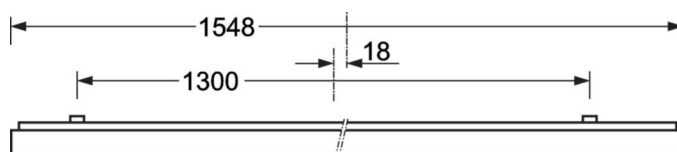
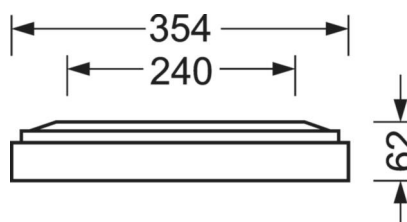
Housing colour	silver grey/white aluminium RAL 9006
Dimensions (LxWxDxH)	1548mm x 354mm x 62mm
Weight (net)	9kg
Cable entry KE (X/Y)	0mm/0mm
Type of installation	Ceiling-mounted single installation, Ceiling-mounted trunking installation, Mounting rail installation

DEEP-LINK

<https://www.regiolux.de/en/article/65712066175>

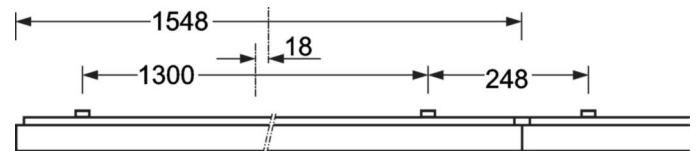


Reference	LED 7000lm 840
ηLB	100 %
Φ ↓/↑	100 % / 0 %
UGR lat./long.	18.7 / 18.9
VDU	65° < 3000cd/m²



Dimensions

L	1548 mm	Length
B	354 mm	Width
H	62 mm	Height
A1	1300 mm	Mounting distance single mounting
A3	248 mm	Mounting distance between luminaires in a light run arrangement
A4	240 mm	Mounting distance (width)
X	0 mm	Distance cable infeed to the center of the luminaire on the X-axis
Y	0 mm	Distance cable infeed to the center of the luminaire on the Y-axis



LC SYSTEM

CHARACTERISTICS

Regiolux Classification	netlife flex
Control signal	DALI broadcast, Radio
Number of control gear (max)	15
Communication	Bluetooth
Sensor technology	PIR - passive infrared
Installation height (min/max)	2m to 4m
App name	Hytronik Koolmesh
System compatibility	easy25, flex44, flex50, flex54, flex55, flex56
Note	Can be linked to further Hytronik Koolmesh controllers.
System extension	flex54, flex55
Application	Office, Corridors, Secondary rooms, Meeting rooms, Classrooms
Function	Motion detection, presence detection, Corridor function, Guided Light, HCL (only with DT8 luminaires), Tunable white (only with DT8 luminaires), Daylight control, Manual dimming

MONITORING AREA

Mounting Height	3m	4m
Ø max. sitting[S]	4m	-
Ø max. radial[R]	4m	4m
Ø max. tangential[T]	7m	7m

